



MH11124
ENGINE MOUNTING

| OEM NO | | |
|-------------|-------------|------------|
| 006000789F1 | 1000231399 | 1022530 |
| 1106326 | 113855M1 | 11883618 |
| 11911712560 | 12395012560 | 12700082 |
| 13002800 | 1318902 | 1343246080 |
| 1358088080 | 1403068 | 16546GG01A |

| ADAPTIVE MODELS FOR ROVER |
|--|
| MINI-MOKE - 1.0 - 1990.05 - 1992.12 |



MH20061
BALL JOINT UPPER

| OEM NO | | |
|------------|------------|-------------|
| 103258 | 1070229M1 | 1089744M91 |
| 1089774M91 | 1142150460 | 1142150461 |
| 114319 | 118H1144 | 12665412630 |
| 1495414 | 1495414M91 | 1530003 |
| 1530004 | 1530009 | 1654696017 |

| ADAPTIVE MODELS FOR ROVER |
|---|
| 400 II (XW) - 418 TD - 1991.09 - 1995.04 |
| 400 II (XW) - 416 GTI - 1990.04 - 1995.04 |
| 400 II (XW) - 420 Turbo - 1993.01 - 1995.04 |
| 400 II (XW) - 414 GSI/SI Cat - 1992.10 - 1995.04 |
| 400 II (XW) - 420 GSI/SLI/GTI/Vite - 1993.01 - 1995.04 |
| 400 II (XW) - 414 GSI/SI - 1990.04 - 1995.04 |
| 400 II (XW) - 416 GSI - 1990.04 - 1995.04 |
| 400 II (XW) - 420 GTI/GSI/Vitesse - 1992.02 - 1995.04 |



MH20224
TIE ROD END RIGHT

| OEM NO | | |
|-------------|-------------|-------------|
| 0322180 | 0324060 | 0324155 |
| 10012449 | 322005 | 322180 |
| 324060 | 324155 | 51125030037 |
| 51125030042 | 51125030056 | 90473812 |
| 90510654 | 9193099 | 93169283 |

| ADAPTIVE MODELS FOR ROVER |
|--|
| 25 I Hatchback (RF) - 2.0 iDT - 2002.01 - 2004.12 |
| 75 (RJ) - 4.6 V8 - 2004.10 - 2005.05 |
| STREETWISE Hatchback - 45139 - 2003.08 - 2005.05 |



MH30319
ENGINE MOUNTING

| OEM NO | | |
|---------------|---------------|------------|
| 77 00 425 757 | 77 00 437 391 | 7700425757 |
| 7700437391 | 82 00 277 791 | 8200277791 |

| ADAPTIVE MODELS FOR ROVER |
|---|
| 75 (RJ) - 2.5 V6 - 2001.10 - 2005.05 |



MH30504
ENGINE MOUNTING

| OEM NO | | |
|---------------|---------------|------------|
| 77 00 795 685 | 77 00 805 123 | 7700695686 |
| 7700795685 | 7700805123 | 770695686 |

| ADAPTIVE MODELS FOR ROVER |
|---|
| 800 (XS) - 825 SI/Sterling Catalytic-Conv (XS) - 1986.10 - 1991.12 |
| 800 (XS) - 827 SI/Sterling Catalytic-Conv (XS) - 1988.02 - 1999.02 |
| 800 Hatchback (XS) - 820 16V Turbo (RS) - 1991.11 - 1999.02 |
| 800 Hatchback (XS) - 827 24V I/SI Cat (RS) - 1992.01 - 1999.02 |
| 800 Hatchback (XS) - 825 D/SD (XS) - 1992.01 - 1999.02 |
| 800 Hatchback (XS) - 820 i/SI (XS) - 1988.10 - 1991.12 |
| 800 Hatchback (XS) - 820 I/SI (XS) - 1991.01 - 1999.02 |
| 800 Hatchback (XS) - 827 Vitesse/SLI - 1988.10 - 1991.12 |



MH30806
ENGINE MOUNTING

| OEM NO | | |
|---------------|------------|------------|
| 77 00 785 949 | 7700785949 | 7700795687 |
| 7700796085 | | |

| ADAPTIVE MODELS FOR ROVER |
|---|
| 200 Coupe (XW) - 216 - 1992.10 - 1999.06 |
| 200 II Convertible (XW) - 216 1.6i - 1992.01 - 1999.11 |
| 2000-3500 (P6) - 3500 - 1968.04 - 1976.05 |
| 800 (XS) - 827 SI/Sterling (XS) - 1988.02 - 1991.12 |
| 800 (XS) - 820 16 V I/SI (XS) - 1986.10 - 1988.10 |
| 800 (XS) - 825 SI/Sterling (XS) - 1987.01 - 1991.12 |
| 800 Coupe - 827 24V (RS) - 1992.08 - 1999.02 |
| 800 Hatchback (XS) - 827 Vitesse Catalytic-Conv (XS) - 1988.10 - 1991.12 |



MH30807
ENGINE MOUNTING

| OEM NO | | |
|---------------|---------------|------------|
| 77 00 794 601 | 77 00 801 543 | 7700794601 |
| 7700795688 | 7700801543 | |

| ADAPTIVE MODELS FOR ROVER |
|---|
| 200 Coupe (XW) - 216 - 1992.10 - 1999.06 |
| 200 II Convertible (XW) - 216 1.6i - 1992.01 - 1999.11 |
| 2000-3500 (P6) - 3500 - 1968.04 - 1976.05 |
| 800 (XS) - 827 SI/Sterling (XS) - 1988.02 - 1991.12 |
| 800 (XS) - 820 16 V I/SI (XS) - 1986.10 - 1988.10 |
| 800 (XS) - 825 SI/Sterling (XS) - 1987.01 - 1991.12 |
| 800 Coupe - 827 24V (RS) - 1992.08 - 1999.02 |
| 800 Hatchback (XS) - 827 Vitesse Catalytic-Conv (XS) - 1988.10 - 1991.12 |



MH30809
ENGINE MOUNTING

| OEM NO | | |
|---------------|---------------|------------|
| 77 00 785 950 | 77 00 804 163 | 7700785950 |
| 7700804163 | 7700805733 | 7702253382 |
| 7702283382 | | |


| ADAPTIVE MODELS FOR ROVER |
|---|
| 200 Coupe (XW) - 216 - 1992.10 - 1999.06 |
| 200 II Convertible (XW) - 216 1.6i - 1992.01 - 1999.11 |
| 2000-3500 (P6) - 3500 - 1968.04 - 1976.05 |
| 800 (XS) - 827 SI/Sterling (XS) - 1988.02 - 1991.12 |
| 800 (XS) - 820 16 V I/SI (XS) - 1986.10 - 1988.10 |
| 800 (XS) - 825 SI/Sterling (XS) - 1987.01 - 1991.12 |
| 800 Coupe - 827 24V (RS) - 1992.08 - 1999.02 |
| 800 Hatchback (XS) - 827 Vitesse Catalytic-Conv (XS) - 1988.10 - 1991.12 |



MH30811
ENGINE MOUNTING

| OEM NO | | |
|---------------|---------------|------------|
| 77 00 424 321 | 77 00 800 522 | 7700424321 |
| 7700800522 | 7700805522 | 7700841151 |


| ADAPTIVE MODELS FOR ROVER |
|--|
| 100 / METRO Hatchback (XP) - 114 GTI/GT 16V Cat - 1990.03 - 1998.12 |
| 800 (XS) - 825 SI/Sterling Catalytic-Conv (XS) - 1986.10 - 1991.12 |
| 800 (XS) - 827 SI/Sterling Catalytic-Conv (XS) - 1988.02 - 1999.02 |
| 800 Hatchback (XS) - 820 16V Turbo (RS) - 1991.11 - 1999.02 |
| 800 Hatchback (XS) - 827 24V I/SI Cat (RS) - 1992.01 - 1999.02 |
| 800 Hatchback (XS) - 825 D/SD (XS) - 1992.01 - 1999.02 |
| 800 Hatchback (XS) - 820 i/Si (XS) - 1988.10 - 1991.12 |
| 800 Hatchback (XS) - 820 I/SI (XS) - 1991.01 - 1999.02 |



MH70100
GLOW PLUG

| OEM NO | | |
|-------------|------------|-------------|
| 00000A01289 | 0001597701 | 0001598101 |
| 0001598301 | 0003940685 | 0011592201 |
| 0011593501 | 004729585 | 01200772020 |
| 021919000C | 04729585 | 04781356 |
| 11592201 | 11593501 | 1200772020 |


| ADAPTIVE MODELS FOR ROVER |
|---|
| 200 II Hatchback (XW) - 218 TD - 1991.09 - 1995.10 |
| 200 II Hatchback (XW) - 218 D - 1991.09 - 1995.10 |
| 400 II (XW) - 418 TD - 1991.09 - 1995.04 |
| 400 II (XW) - 418 D - 1991.09 - 1995.04 |
| 400 Tourer (XW) - 1.8 TD - 1993.09 - 1998.11 |
| 800 (XS) - 825 D/SD (XS) - 1990.01 - 1999.02 |
| 800 Coupe - 825 SD - 1993.09 - 1999.02 |
| 800 Hatchback (XS) - 825 D/SD (XS) - 1992.01 - 1999.02 |



MH70106
GLOW PLUG

| OEM NO | | |
|-------------|----------------|--------------|
| 04607 2003F | 046072003F | 04863 826 |
| 04863826 | 1207068 | 1214427 |
| 1690048 | 1M21 18B515 AA | 1M2118B515AA |
| 32017512 | 4607 2003F | 46072003F |
| 4863 826 | 4863826 | 60617002 |

| ADAPTIVE MODELS FOR ROVER |
|---|
| 400 II (RT) - 420 D - 1995.11 - 2000.03 |
| 400 II (RT) - 420 Di - 1995.05 - 2000.03 |
| 400 II Hatchback (RT) - 420 Di - 1995.05 - 2000.03 |
| 400 II Hatchback (RT) - 420 D - 1995.11 - 2000.03 |
| 45 I Hatchback (RT) - 2.0 iDT - 2004.01 - 2005.05 |
| 45 I Hatchback (RT) - 2.0 iDT - 2000.02 - 2005.05 |
| 45 I Saloon (RT) - 2.0 iDT - 2000.02 - 2005.05 |
| 45 I Saloon (RT) - 2.0 iDT - 2004.01 - 2005.05 |



MH70115
GLOW PLUG

| OEM NO | | |
|-------------|------------------|----------------|
| 046070004A | 116 76 05 358 01 | 11661 05358 00 |
| 19 ERC 8648 | 1959 799 C1 | 19ERC8648 |
| 2666 A 003 | 46 07 0003A | 46070004A |
| ERC 8648 | | |

| ADAPTIVE MODELS FOR ROVER |
|--|
| 2000-3500 Hatchback (SD1) - 2400 TD - 1982.05 - 1986.10 |
| 800 (XS) - 825 D/SD (XS) - 1990.01 - 1999.02 |
| 800 Coupe - 825 SD - 1993.09 - 1999.02 |
| 800 Hatchback (XS) - 825 D/SD (XS) - 1992.01 - 1999.02 |



MH70119
GLOW PLUG

| OEM NO | | |
|-------------|------------|-------------|
| 11065 6F900 | 110656F900 | 46 07 2002F |
| 46072002F | 5960 69 | 5960 F6 |
| 596069 | 5960F6 | 5962 2Y |
| 5962 2Z | 5962 W2 | 5962 W3 |
| 59622Y | 59622Z | 5962W2 |

ADAPTIVE MODELS FOR ROVER

100 / METRO Hatchback (XP) - 115 D - 1994.12 - 1998.12



MH70189
GLOW PLUG

| OEM NO | | |
|-------------|------------|-------------|
| 110656F900 | 46072002F | 596069 |
| 5960F6 | 59622Y | 59622Z |
| 5962W2 | 5962W3 | 96165734 |
| 9631658980 | 9651029880 | K9631658980 |
| K9651029880 | NCC100100 | SU00100351 |

ADAPTIVE MODELS FOR ROVER

100 / METRO Hatchback (XP) - 115 D - 1994.12 - 1998.12



MH70210
GLOW PLUG

| OEM NO | | |
|---------------|---------------|---------------|
| 12291-P5T-G00 | 12291P5TG00 | 5962 4L |
| 59624L | 77 00 100 586 | 77 00 858 208 |
| 77 00 861 906 | 7700100586 | 7700858208 |
| 7700861906 | NCC 1000 50 | NCC 100050 L |
| NCC100050 | NCC100050L | |

ADAPTIVE MODELS FOR ROVER

200 II Hatchback (RF) - 220 D/SD - 1995.11 - 2000.03

200 II Hatchback (RF) - 220 SDi - 1995.11 - 2000.03

25 COMMERCE (RF) - 2.0 iDT - 2003.01 - 2005.12


25 I Hatchback (RF) - 2.0 iDT - 2002.01 - 2004.12

25 I Hatchback (RF) - 2.0 iDT - 1999.10 - 2005.05

400 II (RT) - 420 Di - 1995.05 - 2000.03

400 II (RT) - 420 D - 1995.11 - 2000.03

400 II Hatchback (RT) - 420 D - 1995.11 - 2000.03




MH70137
GLOW PLUG

| OEM NO | | |
|----------|---------|---------|
| 09111145 | 1590417 | 1626445 |
| 4403145 | 5960 K0 | 5960K0 |
| 5962 J3 | 5962 T1 | 5962J3 |
| 5962T1 | 6063505 | 6075812 |
| 60812292 | 6132246 | 6163811 |

ADAPTIVE MODELS FOR ROVER

100 / METRO Hatchback (XP) - 114 D - 1992.10 - 1994.12



MH56336
HEATER HOSE

| OEM NO | | |
|-----------|-----------|-----------|
| PCH108870 | PCH108870 | PCH111660 |

ADAPTIVE MODELS FOR ROVER

400 II (RT) - 416 Si - 1995.05 - 2000.03

400 II (RT) - 414 - 1996.03 - 1999.12

400 II (RT) - 416 Si - 1995.03 - 1999.06

400 II (RT) - 414 Si - 1995.05 - 2000.03

400 II (RT) - 416 Si - 1995.05 - 2000.03

400 II Hatchback (RT) - 416 Si - 1995.06 - 2000.03

400 II Hatchback (RT) - 416 Si - 1995.06 - 2000.03

400 II Hatchback (RT) - 414 Si - 1995.05 - 2000.03



MH70876
GAS SPRING, BOOT-/CARGO AREA

| OEM NO | | |
|---------|---------------|----------|
| 1025425 | 97KGB406A10AA | BHE45003 |


ADAPTIVE MODELS FOR ROVER


STREETWISE Hatchback - 45017 - 2003.08 - 2005.05


STREETWISE Hatchback - 45017 - 2003.08 - 2005.05


STREETWISE Hatchback - 2.0 TD - 2003.08 - 2005.05





| | | | | | | |
|--|---------------------------------------|------------|------------|---|--|--|
|  | MH89105R WIPER BLADE | | | ADAPTIVE MODELS FOR ROVER | | |
| | OEM NO | | | MINI Hatchback - 1300 - 1991.01 - 1991.12 MINI Hatchback - 1300 - 1992.04 - 1996.10 MINI Hatchback - 1300 / Cooper - 1991.06 - 1994.02 MINI Hatchback - 1000 - 1990.08 - 1993.06 MINI Hatchback - 1300 - 1992.01 - 1995.04 MINI Hatchback - 1300 - 1992.01 - 2000.11 MINI Hatchback - 1300 - 1992.10 - 2000.11 | | |
| | 1075362 | 1211099 | 1332162 | | | |
| | 1712819 | 1713250 | 287902X800 | | | |
| | 256J17402AA | 6426LY | 6X0955425B | | | |
| | 6X0955425D | 8524233040 | 8524260011 | | | |
| XS4JN17402AA | | | | | | |

| | | | | | | |
|--|---|-------------|-------------|--|--|--|
|  | MH89111R WIPER BLADE 450mm | | | ADAPTIVE MODELS FOR ROVER | | |
| | OEM NO | | | 200 Coupe (XW) - 216 - 1996.01 - 1997.12 200 Coupe (XW) - 216 - 1992.10 - 1999.06 200 Coupe (XW) - 220 Turbo - 1992.10 - 1999.06 200 I Saloon (XH) - 216 Vitesse - 1984.09 - 1989.09 200 I Saloon (XH) - 213 S - 1985.09 - 1989.09 200 I Saloon (XH) - 216 - 1985.03 - 1989.09 200 II Hatchback (XW) - 214 GSi/Si - 1992.12 - 1995.10 200 II Hatchback (XW) - 220 GTi - 1993.01 - 1995.10 | | |
| | 28890-JR81A | 65081600 | 66348000 | | | |
| | 8250A186 | 8250A375 | 85212-YZZAJ | | | |
| | 85242-22040 | 85242-26010 | 85242-26030 | | | |
| | 86542-AG160 | AY00J-UAF5R | MN181423 | | | |
| MR275300 | MR300879 | MR344177 | | | | |


| | | | | | | |
|--|---|--|--|---|--|--|
|  | MH89101R WIPER BLADE 400mm | | | ADAPTIVE MODELS FOR ROVER | | |
| | OEM NO | | | 100 / METRO Hatchback (XP) - 114 GTi 16V - 1990.03 - 1991.08 100 / METRO Hatchback (XP) - 114 S/L/GTA - 1990.03 - 1998.12 100 / METRO Hatchback (XP) - 114 GTi 16V - 1991.08 - 1998.12 100 / METRO Hatchback (XP) - 114 GSi - 1994.10 - 1995.10 100 / METRO Hatchback (XP) - 111 C/L/S - 1990.03 - 1998.12 100 / METRO Hatchback (XP) - 115 D - 1994.12 - 1998.12 100 / METRO Hatchback (XP) - 114 GTi/GT 16V Cat - 1990.03 - 1998.12 100 Convertible (XP) - 111 - 1994.04 - 1997.10 | | |
| UNIVERSAL STANDART 2 CLIPS | | | | | | |


| | | | | | | |
|--|---|---------------|-------------------------------|---|--|--|
|  | MH89114R WIPER BLADE 350mm | | | ADAPTIVE MODELS FOR ROVER | | |
| | OEM NO | | | 400 Tourer (XW) - 1.8 i - 1996.06 - 1998.11 400 Tourer (XW) - 2.0 i - 1994.05 - 1998.11 400 Tourer (XW) - 1.6 i - 1994.05 - 1998.11 400 Tourer (XW) - 1.8 TD - 1993.09 - 1998.11 400 Tourer (XW) - 1.6 i - 1994.05 - 1998.11 MONTEGO Estate (XE) - 45078 - 1990.10 - 1992.09 MONTEGO Estate (XE) - 2.0 GTi/LXi - 1990.12 - 1993.12 MONTEGO Estate (XE) - 2.0 Turbo-D - 1993.01 - 1993.12 | | |
| | 38340-80J70 | 8250A105 | 85212-97402 | | | |
| | 85212-YZZAB | 8E9 955 425 C | UNIVERSAL STANDART 2 CLIPS | | | |


| | | | | | | |
|--|---|---------------|---------------|--|--|--|
|  | MH89117R WIPER BLADE 380mm | | | ADAPTIVE MODELS FOR ROVER | | |
| | OEM NO | | | 100 / METRO Hatchback (XP) - 115 D - 1994.12 - 1998.12 100 / METRO Hatchback (XP) - 114 GTi/GT 16V Cat - 1990.03 - 1998.12 100 / METRO Hatchback (XP) - 114 GTi 16V - 1990.03 - 1991.08 100 / METRO Hatchback (XP) - 114 S/L/GTA - 1990.03 - 1998.12 100 / METRO Hatchback (XP) - 114 GTi 16V - 1991.08 - 1998.12 100 / METRO Hatchback (XP) - 114 GSi - 1994.10 - 1995.10 100 / METRO Hatchback (XP) - 111 C/L/S - 1990.03 - 1998.12 | | |
| | 5Z0 955 425 D | 5Z0 998 002 C | 5Z0 998 002 D | | | |
| | UNIVERSAL STANDART 2 CLIPS | | | | | |


| | | | | | | |
|--|---|--|--|--|--|--|
|  | MH89120R WIPER BLADE 550mm | | | ADAPTIVE MODELS FOR ROVER | | |
| | OEM NO | | | 600 I (RH) - 620 Si - 1993.08 - 1999.02 600 I (RH) - 620 Sdi - 1994.05 - 1999.06 600 I (RH) - 623 Si - 1993.08 - 1999.06 600 I (RH) - 618 i/Si - 1996.03 - 1999.02 600 I (RH) - 620 i - 1993.08 - 1996.06 600 I (RH) - 620 Ti Vitesse - 1994.05 - 1998.08 75 (Rj) - 2.5 V6 - 1999.02 - 2001.10 75 (Rj) - 2.5 V6 - 2001.10 - 2005.05 | | |
| | UNIVERSAL STANDART 2 CLIPS | | | | | |





| | | | | | |
|--|---|--|--|--|--|
|  | MH89124R WIPER BLADE 380mm | | | ADAPTIVE MODELS FOR ROVER | |
| | OEM NO | | | 100 / METRO Hatchback (XP) - 115 D - 1994.12 - 1998.12 100 / METRO Hatchback (XP) - 114 GTI/GT 16V Cat - 1990.03 - 1998.12 100 / METRO Hatchback (XP) - 114 GTI 16V - 1990.03 - 1991.08 100 / METRO Hatchback (XP) - 114 S/L/GTA - 1990.03 - 1998.12 100 / METRO Hatchback (XP) - 114 GTI 16V - 1991.08 - 1998.12 100 / METRO Hatchback (XP) - 114 GSi - 1994.10 - 1995.10 100 / METRO Hatchback (XP) - 111 C/L/S - 1990.03 - 1998.12 | |
| | UNIVERSAL STANDART 2 CLIPS | | | | |

| | | | | | |
|--|---|------------|--------------|---|--|
|  | MH89130R WIPER BLADE 480mm | | | ADAPTIVE MODELS FOR ROVER | |
| | OEM NO | | | MAESTRO Hatchback - 2.0 TD - 1990.09 - 1995.01 MAESTRO Hatchback - 45078 - 1990.09 - 1995.01 MAESTRO Hatchback - 44986 - 1990.09 - 1995.01 MAESTRO Hatchback - 2.0 D - 1990.09 - 1992.10 MAESTRO Hatchback - 44986 - 1990.09 - 1995.01 MONTEGO - 2.0 GTi - 1985.02 - 1991.10 MONTEGO - 45078 - 1990.10 - 1992.09 MONTEGO - 2.0 D Turbo - 1988.10 - 1995.10 | |
| | 0405167 | 1462908 | 151263151265 | | |
| | 1537074 | 1537085 | 1J2955425B | | |
| | 1J2955426B | 1K1955425 | 1K1955426 | | |
| | 1K8955425E | 1K8955426E | 1Q1955426 | | |
| | 1Q1998002 | 1Q2998002 | 2048201345 | | |


| | | | | | |
|--|---|------------|------------|---|--|
|  | MH89131R WIPER BLADE 550mm | | | ADAPTIVE MODELS FOR ROVER | |
| | OEM NO | | | 75 (Ri) - 1.8 Turbo - 2003.05 - 2005.05 75 (Ri) - 2.5 V6 - 2001.10 - 2005.05 75 (Ri) - 2.0 V6 - 1999.02 - 2005.05 75 (Ri) - 2.0 CDT - 1999.02 - 2005.05 75 (Ri) - 45139 - 1999.02 - 2005.05 75 (Ri) - 2.5 V6 - 1999.02 - 2001.10 75 (Ri) - 2.0 CDTi - 2003.02 - 2005.04 75 I Tourer (Ri) - 2.0 CDT - 2001.08 - 2005.05 | |
| | 1780742 | 288900464R | 4158240626 | | |
| | 61619070579 | 6426G7 | 7H0998003 | | |


| | | | | | |
|--|---|--|--|---|--|
|  | MH89134R WIPER BLADE 350mm | | | ADAPTIVE MODELS FOR ROVER | |
| | OEM NO | | | 400 Tourer (XW) - 1.8 TD - 1993.09 - 1998.11 400 Tourer (XW) - 1.8 i - 1996.06 - 1998.11 400 Tourer (XW) - 1.6 i - 1994.05 - 1998.11 400 Tourer (XW) - 2.0 i - 1994.05 - 1998.11 400 Tourer (XW) - 1.6 i - 1994.05 - 1998.11 | |
| | UNIVERSAL STANDART 2 CLIPS | | | | |


| | | | | | |
|--|---|------------|------------|---|--|
|  | MH89135R WIPER BLADE 330mm | | | ADAPTIVE MODELS FOR ROVER | |
| | OEM NO | | | 400 Tourer (XW) - 1.8 TD - 1993.09 - 1998.11 400 Tourer (XW) - 1.8 i - 1996.06 - 1998.11 400 Tourer (XW) - 1.6 i - 1994.05 - 1998.11 400 Tourer (XW) - 2.0 i - 1994.05 - 1998.11 400 Tourer (XW) - 1.6 i - 1994.05 - 1998.11 | |
| | 1075362 | 1326285 | 1332162 | | |
| | 1713250 | 1714322 | 1771499 | | |
| | 1863099 | 4158240026 | 4658568 | | |
| | 6X0955425D | 7701045747 | 7701068742 | | |
| | 8524205020 | | | | |


| | | | | | |
|--|---|-------------|---------------|---|--|
|  | MH89140R WIPER BLADE 500mm | | | ADAPTIVE MODELS FOR ROVER | |
| | OEM NO | | | 200 Coupe (XW) - 216 - 1996.01 - 1997.12 200 Coupe (XW) - 216 - 1992.10 - 1999.06 200 Coupe (XW) - 220 GSi - 1994.05 - 1999.06 200 Coupe (XW) - 220 Turbo - 1992.10 - 1999.06 400 II (RT) - 414 - 1996.03 - 1999.12 400 II (RT) - 414 Si - 1995.05 - 2000.03 400 II (RT) - 416 Si - 1995.05 - 2000.03 400 II (RT) - 416 Si - 1995.03 - 1999.06 | |
| | 28890-1FC1A | 28890-1FG0A | 2889000QAK | | |
| | 288901158R | 28890MB400 | 77 11 172 853 | | |
| | 7711170620 | 7711172853 | 8200769217 | | |
| | 8250A010 | 8250A011 | 8250A116 | | |
| | 8250A204 | 98360-2K000 | 98360-2K900 | | |





| | | | | | |
|--|---|--|--|--|--|
|  | MH89146R WIPER BLADE 380mm | | | ADAPTIVE MODELS FOR ROVER | |
| | OEM NO | | | 100 / METRO Hatchback (XP) - 114 S/L/GTA - 1990.03 - 1998.12 100 / METRO Hatchback (XP) - 115 D - 1994.12 - 1998.12 100 / METRO Hatchback (XP) - 111 C/L/S - 1990.03 - 1998.12 100 / METRO Hatchback (XP) - 114 GTI 16V - 1990.03 - 1991.08 100 / METRO Hatchback (XP) - 114 GTI 16V - 1991.08 - 1998.12 100 / METRO Hatchback (XP) - 114 GTI/GT 16V Cat - 1990.03 - 1998.12 100 / METRO Hatchback (XP) - 114 GSi - 1994.10 - 1995.10 | |
| | UNIVERSAL STANDART 2 CLIPS | | | | |

| | | | | | |
|--|--|--|--|---|--|
|  | MH89154R WIPER BLADE 480 mm | | | ADAPTIVE MODELS FOR ROVER | |
| | OEM NO | | | 800 (XS) - 825 SI/Sterling (XS) - 1987.01 - 1991.12 800 (XS) - 820 SI (XS) - 1988.10 - 1991.12 800 (XS) - 825 SI/Sterling Catalytic-Conv (XS) - 1986.10 - 1991.12 800 (XS) - 820e - 1986.10 - 1991.10 800 (XS) - 827 SI/Sterling (XS) - 1988.02 - 1991.12 800 (XS) - 825 D/SD (XS) - 1990.01 - 1999.02 800 (XS) - 825 SI/Sterling (XS) - 1986.10 - 1988.10 800 (XS) - 820 16 V I/SI (XS) - 1986.10 - 1988.10 | |
| | UNIVERSAL STANDART 2 CLIPS | | | | |







| | | | | | |
|--|--|--|--|---|--|
|  | MH89155R WIPER BLADE 350 mm | | | ADAPTIVE MODELS FOR ROVER | |
| | OEM NO | | | 400 Tourer (XW) - 1.8 TD - 1993.09 - 1998.11 400 Tourer (XW) - 1.6 i - 1994.05 - 1998.11 400 Tourer (XW) - 1.8 i - 1996.06 - 1998.11 400 Tourer (XW) - 2.0 i - 1994.05 - 1998.11 400 Tourer (XW) - 1.6 i - 1994.05 - 1998.11 MONTEGO Estate (XE) - 45078 - 1990.10 - 1992.09 MONTEGO Estate (XE) - 2.0 Turbo-D - 1993.01 - 1993.12 MONTEGO Estate (XE) - 44986 - 1984.10 - 1988.10 | |
| | UNIVERSAL STANDART 2 CLIPS | | | | |

| | | | | | |
|--|---------------------------------------|------------|------------|---|--|
|  | MH89156R WIPER BLADE | | | ADAPTIVE MODELS FOR ROVER | |
| | OEM NO | | | 100 / METRO Hatchback (XP) - 113 - 1990.04 - 1992.05 2000-3500 (P6) - 2200 - 1971.09 - 1977.10 2000-3500 (P6) - 2200 - 1971.09 - 1977.10 2000-3500 (P6) - 2000 - 1963.09 - 1973.12 | |
| | 2800011001280 | 1272789 | 1364126 | | |
| | 161998003 | 2108200145 | 2879005R00 | | |
| | 28890C7160 | 51791213 | 5899108 | | |
| | 5901370 | 5901375 | 5C7321 | | |
| | 60522173 | 6423G8 | 64265F | | |


| | | | | | |
|--|--|--|--|---|--|
|  | MH89162R WIPER BLADE 450 mm | | | ADAPTIVE MODELS FOR ROVER | |
| | OEM NO | | | 200 Coupe (XW) - 216 - 1992.10 - 1999.06 200 Coupe (XW) - 220 GSi - 1994.05 - 1999.06 200 Coupe (XW) - 216 - 1996.01 - 1997.12 200 Coupe (XW) - 220 Turbo - 1992.10 - 1999.06 200 II Convertible (XW) - 214 1.4 - 1992.01 - 1999.11 200 II Convertible (XW) - 216 1.6i 16V - 1996.01 - 1999.11 200 II Convertible (XW) - 214 1.4i 16V - 1993.01 - 1999.11 200 II Convertible (XW) - 216 1.6i - 1992.01 - 1999.11 | |
| | UNIVERSAL BANANA TYPE 2 CLIPS | | | | |


| | | | | | |
|--|--|--|--|---|--|
|  | MH89168R WIPER BLADE 350 mm | | | ADAPTIVE MODELS FOR ROVER | |
| | OEM NO | | | 400 Tourer (XW) - 1.8 TD - 1993.09 - 1998.11 400 Tourer (XW) - 1.6 i - 1994.05 - 1998.11 400 Tourer (XW) - 1.8 i - 1996.06 - 1998.11 400 Tourer (XW) - 2.0 i - 1994.05 - 1998.11 400 Tourer (XW) - 1.6 i - 1994.05 - 1998.11 MONTEGO - 2.0 D Turbo - 1988.10 - 1995.10 MONTEGO - 45078 - 1990.10 - 1992.09 MONTEGO - 2.0 GTi - 1985.02 - 1991.10 | |
| | UNIVERSAL STANDART 2 CLIPS | | | | |





|  | <p>MH89172R WIPER BLADE 480 mm</p> <table border="1"> <thead> <tr> <th colspan="3">OEM NO</th> </tr> </thead> <tbody> <tr> <td>UNIVERSAL BANANA TYPE 7 CLIPS</td> <td></td> <td></td> </tr> </tbody> </table> | OEM NO | | | UNIVERSAL BANANA TYPE 7 CLIPS | | | <table border="1"> <thead> <tr> <th>ADAPTIVE MODELS FOR ROVER</th> </tr> </thead> <tbody> <tr><td>800 (XS) - 825 SI/Sterling (XS) - 1987.01 - 1991.12</td></tr> <tr><td>800 (XS) - 820 SI (XS) - 1988.10 - 1991.12</td></tr> <tr><td>800 (XS) - 825 SI/Sterling Catalytic-Conv (XS) - 1986.10 - 1991.12</td></tr> <tr><td>800 (XS) - 820e - 1986.10 - 1991.10</td></tr> <tr><td>800 (XS) - 827 SI/Sterling (XS) - 1988.02 - 1991.12</td></tr> <tr><td>800 (XS) - 825 D/SD (XS) - 1990.01 - 1999.02</td></tr> <tr><td>800 (XS) - 825 SI/Sterling (XS) - 1986.10 - 1988.10</td></tr> <tr><td>800 (XS) - 820 16 V I/SI (XS) - 1986.10 - 1988.10</td></tr> </tbody> </table> | ADAPTIVE MODELS FOR ROVER | 800 (XS) - 825 SI/Sterling (XS) - 1987.01 - 1991.12 | 800 (XS) - 820 SI (XS) - 1988.10 - 1991.12 | 800 (XS) - 825 SI/Sterling Catalytic-Conv (XS) - 1986.10 - 1991.12 | 800 (XS) - 820e - 1986.10 - 1991.10 | 800 (XS) - 827 SI/Sterling (XS) - 1988.02 - 1991.12 | 800 (XS) - 825 D/SD (XS) - 1990.01 - 1999.02 | 800 (XS) - 825 SI/Sterling (XS) - 1986.10 - 1988.10 | 800 (XS) - 820 16 V I/SI (XS) - 1986.10 - 1988.10 |
|--|---|--------|--|--|----------------------------------|-------------------------------|--|--|---------------------------|--|---|---|---|---|---|--|---|
| OEM NO | | | | | | | | | | | | | | | | | |
| UNIVERSAL BANANA TYPE 7 CLIPS | | | | | | | | | | | | | | | | | |
| ADAPTIVE MODELS FOR ROVER | | | | | | | | | | | | | | | | | |
| 800 (XS) - 825 SI/Sterling (XS) - 1987.01 - 1991.12 | | | | | | | | | | | | | | | | | |
| 800 (XS) - 820 SI (XS) - 1988.10 - 1991.12 | | | | | | | | | | | | | | | | | |
| 800 (XS) - 825 SI/Sterling Catalytic-Conv (XS) - 1986.10 - 1991.12 | | | | | | | | | | | | | | | | | |
| 800 (XS) - 820e - 1986.10 - 1991.10 | | | | | | | | | | | | | | | | | |
| 800 (XS) - 827 SI/Sterling (XS) - 1988.02 - 1991.12 | | | | | | | | | | | | | | | | | |
| 800 (XS) - 825 D/SD (XS) - 1990.01 - 1999.02 | | | | | | | | | | | | | | | | | |
| 800 (XS) - 825 SI/Sterling (XS) - 1986.10 - 1988.10 | | | | | | | | | | | | | | | | | |
| 800 (XS) - 820 16 V I/SI (XS) - 1986.10 - 1988.10 | | | | | | | | | | | | | | | | | |
|  | <p>MH89177R WIPER BLADE 400 mm</p> <table border="1"> <thead> <tr> <th colspan="3">OEM NO</th> </tr> </thead> <tbody> <tr> <td>UNIVERSAL STANDART 2 CLIPS</td> <td></td> <td></td> </tr> </tbody> </table> | OEM NO | | | UNIVERSAL STANDART 2 CLIPS | | | <table border="1"> <thead> <tr> <th>ADAPTIVE MODELS FOR ROVER</th> </tr> </thead> <tbody> <tr><td>100 / METRO Hatchback (XP) - 114 GTI/GT 16V Cat - 1990.03 - 1998.12</td></tr> <tr><td>100 / METRO Hatchback (XP) - 114 GTI 16V - 1991.08 - 1998.12</td></tr> <tr><td>100 / METRO Hatchback (XP) - 114 GSi - 1994.10 - 1995.10</td></tr> <tr><td>100 / METRO Hatchback (XP) - 114 S/L/GTA - 1990.03 - 1998.12</td></tr> <tr><td>100 / METRO Hatchback (XP) - 115 D - 1994.12 - 1998.12</td></tr> <tr><td>100 / METRO Hatchback (XP) - 111 C/L/S - 1990.03 - 1998.12</td></tr> <tr><td>100 / METRO Hatchback (XP) - 114 GTI 16V - 1990.03 - 1991.08</td></tr> <tr><td>100 Convertible (XP) - 111 - 1994.04 - 1997.10</td></tr> </tbody> </table> | ADAPTIVE MODELS FOR ROVER | 100 / METRO Hatchback (XP) - 114 GTI/GT 16V Cat - 1990.03 - 1998.12 | 100 / METRO Hatchback (XP) - 114 GTI 16V - 1991.08 - 1998.12 | 100 / METRO Hatchback (XP) - 114 GSi - 1994.10 - 1995.10 | 100 / METRO Hatchback (XP) - 114 S/L/GTA - 1990.03 - 1998.12 | 100 / METRO Hatchback (XP) - 115 D - 1994.12 - 1998.12 | 100 / METRO Hatchback (XP) - 111 C/L/S - 1990.03 - 1998.12 | 100 / METRO Hatchback (XP) - 114 GTI 16V - 1990.03 - 1991.08 | 100 Convertible (XP) - 111 - 1994.04 - 1997.10 |
| OEM NO | | | | | | | | | | | | | | | | | |
| UNIVERSAL STANDART 2 CLIPS | | | | | | | | | | | | | | | | | |
| ADAPTIVE MODELS FOR ROVER | | | | | | | | | | | | | | | | | |
| 100 / METRO Hatchback (XP) - 114 GTI/GT 16V Cat - 1990.03 - 1998.12 | | | | | | | | | | | | | | | | | |
| 100 / METRO Hatchback (XP) - 114 GTI 16V - 1991.08 - 1998.12 | | | | | | | | | | | | | | | | | |
| 100 / METRO Hatchback (XP) - 114 GSi - 1994.10 - 1995.10 | | | | | | | | | | | | | | | | | |
| 100 / METRO Hatchback (XP) - 114 S/L/GTA - 1990.03 - 1998.12 | | | | | | | | | | | | | | | | | |
| 100 / METRO Hatchback (XP) - 115 D - 1994.12 - 1998.12 | | | | | | | | | | | | | | | | | |
| 100 / METRO Hatchback (XP) - 111 C/L/S - 1990.03 - 1998.12 | | | | | | | | | | | | | | | | | |
| 100 / METRO Hatchback (XP) - 114 GTI 16V - 1990.03 - 1991.08 | | | | | | | | | | | | | | | | | |
| 100 Convertible (XP) - 111 - 1994.04 - 1997.10 | | | | | | | | | | | | | | | | | |
|  | <p>MH89179R WIPER BLADE 500 mm</p> <table border="1"> <thead> <tr> <th colspan="3">OEM NO</th> </tr> </thead> <tbody> <tr> <td>UNIVERSAL STANDART 2 CLIPS</td> <td></td> <td></td> </tr> </tbody> </table> | OEM NO | | | UNIVERSAL STANDART 2 CLIPS | | | <table border="1"> <thead> <tr> <th>ADAPTIVE MODELS FOR ROVER</th> </tr> </thead> <tbody> <tr><td>200 Coupe (XW) - 216 - 1992.10 - 1999.06</td></tr> <tr><td>200 Coupe (XW) - 216 - 1996.01 - 1997.12</td></tr> <tr><td>200 Coupe (XW) - 220 Turbo - 1992.10 - 1999.06</td></tr> <tr><td>200 Coupe (XW) - 220 GSi - 1994.05 - 1999.06</td></tr> <tr><td>400 II (RT) - 414 Si - 1995.05 - 2000.03</td></tr> <tr><td>400 II (RT) - 420 Si Lux - 1995.12 - 2000.03</td></tr> <tr><td>400 II (RT) - 414 - 1996.03 - 1999.12</td></tr> <tr><td>400 II (RT) - 416 Si - 1995.05 - 2000.03</td></tr> </tbody> </table> | ADAPTIVE MODELS FOR ROVER | 200 Coupe (XW) - 216 - 1992.10 - 1999.06 | 200 Coupe (XW) - 216 - 1996.01 - 1997.12 | 200 Coupe (XW) - 220 Turbo - 1992.10 - 1999.06 | 200 Coupe (XW) - 220 GSi - 1994.05 - 1999.06 | 400 II (RT) - 414 Si - 1995.05 - 2000.03 | 400 II (RT) - 420 Si Lux - 1995.12 - 2000.03 | 400 II (RT) - 414 - 1996.03 - 1999.12 | 400 II (RT) - 416 Si - 1995.05 - 2000.03 |
| OEM NO | | | | | | | | | | | | | | | | | |
| UNIVERSAL STANDART 2 CLIPS | | | | | | | | | | | | | | | | | |
| ADAPTIVE MODELS FOR ROVER | | | | | | | | | | | | | | | | | |
| 200 Coupe (XW) - 216 - 1992.10 - 1999.06 | | | | | | | | | | | | | | | | | |
| 200 Coupe (XW) - 216 - 1996.01 - 1997.12 | | | | | | | | | | | | | | | | | |
| 200 Coupe (XW) - 220 Turbo - 1992.10 - 1999.06 | | | | | | | | | | | | | | | | | |
| 200 Coupe (XW) - 220 GSi - 1994.05 - 1999.06 | | | | | | | | | | | | | | | | | |
| 400 II (RT) - 414 Si - 1995.05 - 2000.03 | | | | | | | | | | | | | | | | | |
| 400 II (RT) - 420 Si Lux - 1995.12 - 2000.03 | | | | | | | | | | | | | | | | | |
| 400 II (RT) - 414 - 1996.03 - 1999.12 | | | | | | | | | | | | | | | | | |
| 400 II (RT) - 416 Si - 1995.05 - 2000.03 | | | | | | | | | | | | | | | | | |
|  | <p>MH89180R WIPER BLADE 650 mm</p> <table border="1"> <thead> <tr> <th colspan="3">OEM NO</th> </tr> </thead> <tbody> <tr> <td>UNIVERSAL STANDART 2 CLIPS</td> <td></td> <td></td> </tr> </tbody> </table> | OEM NO | | | UNIVERSAL STANDART 2 CLIPS | | | <table border="1"> <thead> <tr> <th>ADAPTIVE MODELS FOR ROVER</th> </tr> </thead> <tbody> <tr><td>75 (RJ) - 2.5 V6 - 2001.10 - 2005.05</td></tr> </tbody> </table> | ADAPTIVE MODELS FOR ROVER | 75 (RJ) - 2.5 V6 - 2001.10 - 2005.05 | | | | | | | |
| OEM NO | | | | | | | | | | | | | | | | | |
| UNIVERSAL STANDART 2 CLIPS | | | | | | | | | | | | | | | | | |
| ADAPTIVE MODELS FOR ROVER | | | | | | | | | | | | | | | | | |
| 75 (RJ) - 2.5 V6 - 2001.10 - 2005.05 | | | | | | | | | | | | | | | | | |
|  | <p>MH89181R WIPER BLADE 400 mm</p> <table border="1"> <thead> <tr> <th colspan="3">OEM NO</th> </tr> </thead> <tbody> <tr> <td>UNIVERSAL STANDART 2 CLIPS</td> <td></td> <td></td> </tr> </tbody> </table> | OEM NO | | | UNIVERSAL STANDART 2 CLIPS | | | <table border="1"> <thead> <tr> <th>ADAPTIVE MODELS FOR ROVER</th> </tr> </thead> <tbody> <tr><td>100 / METRO Hatchback (XP) - 114 S/L/GTA - 1990.03 - 1998.12</td></tr> <tr><td>100 / METRO Hatchback (XP) - 115 D - 1994.12 - 1998.12</td></tr> <tr><td>100 / METRO Hatchback (XP) - 114 GTI 16V - 1990.03 - 1991.08</td></tr> <tr><td>100 / METRO Hatchback (XP) - 111 C/L/S - 1990.03 - 1998.12</td></tr> <tr><td>100 / METRO Hatchback (XP) - 113 - 1990.04 - 1992.05</td></tr> <tr><td>100 / METRO Hatchback (XP) - 114 GSi - 1994.10 - 1995.10</td></tr> <tr><td>100 / METRO Hatchback (XP) - 114 GTI/GT 16V Cat - 1990.03 - 1998.12</td></tr> <tr><td>100 / METRO Hatchback (XP) - 114 GTI 16V - 1991.08 - 1998.12</td></tr> </tbody> </table> | ADAPTIVE MODELS FOR ROVER | 100 / METRO Hatchback (XP) - 114 S/L/GTA - 1990.03 - 1998.12 | 100 / METRO Hatchback (XP) - 115 D - 1994.12 - 1998.12 | 100 / METRO Hatchback (XP) - 114 GTI 16V - 1990.03 - 1991.08 | 100 / METRO Hatchback (XP) - 111 C/L/S - 1990.03 - 1998.12 | 100 / METRO Hatchback (XP) - 113 - 1990.04 - 1992.05 | 100 / METRO Hatchback (XP) - 114 GSi - 1994.10 - 1995.10 | 100 / METRO Hatchback (XP) - 114 GTI/GT 16V Cat - 1990.03 - 1998.12 | 100 / METRO Hatchback (XP) - 114 GTI 16V - 1991.08 - 1998.12 |
| OEM NO | | | | | | | | | | | | | | | | | |
| UNIVERSAL STANDART 2 CLIPS | | | | | | | | | | | | | | | | | |
| ADAPTIVE MODELS FOR ROVER | | | | | | | | | | | | | | | | | |
| 100 / METRO Hatchback (XP) - 114 S/L/GTA - 1990.03 - 1998.12 | | | | | | | | | | | | | | | | | |
| 100 / METRO Hatchback (XP) - 115 D - 1994.12 - 1998.12 | | | | | | | | | | | | | | | | | |
| 100 / METRO Hatchback (XP) - 114 GTI 16V - 1990.03 - 1991.08 | | | | | | | | | | | | | | | | | |
| 100 / METRO Hatchback (XP) - 111 C/L/S - 1990.03 - 1998.12 | | | | | | | | | | | | | | | | | |
| 100 / METRO Hatchback (XP) - 113 - 1990.04 - 1992.05 | | | | | | | | | | | | | | | | | |
| 100 / METRO Hatchback (XP) - 114 GSi - 1994.10 - 1995.10 | | | | | | | | | | | | | | | | | |
| 100 / METRO Hatchback (XP) - 114 GTI/GT 16V Cat - 1990.03 - 1998.12 | | | | | | | | | | | | | | | | | |
| 100 / METRO Hatchback (XP) - 114 GTI 16V - 1991.08 - 1998.12 | | | | | | | | | | | | | | | | | |
|  | <p>MH89184R WIPER BLADE 530 mm</p> <table border="1"> <thead> <tr> <th colspan="3">OEM NO</th> </tr> </thead> <tbody> <tr> <td>357955427</td> <td>UNIVERSAL STANDART 2 CLIPS</td> <td></td> </tr> </tbody> </table> | OEM NO | | | 357955427 | UNIVERSAL STANDART 2 CLIPS | | <table border="1"> <thead> <tr> <th>ADAPTIVE MODELS FOR ROVER</th> </tr> </thead> <tbody> <tr><td>400 II (RT) - 414 Si - 1995.05 - 2000.03</td></tr> <tr><td>400 II (RT) - 416 Si - 1995.05 - 2000.03</td></tr> <tr><td>400 II (RT) - 416 Si - 1995.03 - 1999.06</td></tr> <tr><td>400 II (RT) - 420 D - 1995.11 - 2000.03</td></tr> <tr><td>400 II (RT) - 420 Di - 1995.05 - 2000.03</td></tr> <tr><td>400 II (RT) - 420 Si Lux - 1995.12 - 2000.03</td></tr> <tr><td>45 I Hatchback (RT) - 45017 - 2000.02 - 2005.05</td></tr> <tr><td>45 I Hatchback (RT) - 45078 - 2000.02 - 2005.05</td></tr> </tbody> </table> | ADAPTIVE MODELS FOR ROVER | 400 II (RT) - 414 Si - 1995.05 - 2000.03 | 400 II (RT) - 416 Si - 1995.05 - 2000.03 | 400 II (RT) - 416 Si - 1995.03 - 1999.06 | 400 II (RT) - 420 D - 1995.11 - 2000.03 | 400 II (RT) - 420 Di - 1995.05 - 2000.03 | 400 II (RT) - 420 Si Lux - 1995.12 - 2000.03 | 45 I Hatchback (RT) - 45017 - 2000.02 - 2005.05 | 45 I Hatchback (RT) - 45078 - 2000.02 - 2005.05 |
| OEM NO | | | | | | | | | | | | | | | | | |
| 357955427 | UNIVERSAL STANDART 2 CLIPS | | | | | | | | | | | | | | | | |
| ADAPTIVE MODELS FOR ROVER | | | | | | | | | | | | | | | | | |
| 400 II (RT) - 414 Si - 1995.05 - 2000.03 | | | | | | | | | | | | | | | | | |
| 400 II (RT) - 416 Si - 1995.05 - 2000.03 | | | | | | | | | | | | | | | | | |
| 400 II (RT) - 416 Si - 1995.03 - 1999.06 | | | | | | | | | | | | | | | | | |
| 400 II (RT) - 420 D - 1995.11 - 2000.03 | | | | | | | | | | | | | | | | | |
| 400 II (RT) - 420 Di - 1995.05 - 2000.03 | | | | | | | | | | | | | | | | | |
| 400 II (RT) - 420 Si Lux - 1995.12 - 2000.03 | | | | | | | | | | | | | | | | | |
| 45 I Hatchback (RT) - 45017 - 2000.02 - 2005.05 | | | | | | | | | | | | | | | | | |
| 45 I Hatchback (RT) - 45078 - 2000.02 - 2005.05 | | | | | | | | | | | | | | | | | |





| | | | | | |
|--|--|--|--|---|--|
|  | MH89186R WIPER BLADE 360 mm | | | ADAPTIVE MODELS FOR ROVER | |
| | OEM NO | | | 400 Tourer (XW) - 2.0 i - 1994.05 - 1998.11 400 Tourer (XW) - 1.6 i - 1994.05 - 1998.11 400 Tourer (XW) - 1.8 TD - 1993.09 - 1998.11 400 Tourer (XW) - 1.6 i - 1994.05 - 1998.11 400 Tourer (XW) - 1.8 i - 1996.06 - 1998.11 MONTEGO Estate (XE) - 44986 - 1984.10 - 1988.10 MONTEGO Estate (XE) - 45078 - 1990.10 - 1992.09 MONTEGO Estate (XE) - 2.0 GTI/LXI - 1990.12 - 1993.12 | |
| | UNIVERSAL STANDART 2 CLIPS | | | | |

| | | | | | |
|--|--|--------------------------|---|--|--|
|  | MH89187R WIPER BLADE 480 mm | | | ADAPTIVE MODELS FOR ROVER | |
| | OEM NO | | | 800 (XS) - 827 SI/Sterling (XS) - 1988.02 - 1991.12 800 (XS) - 825 D/SD (XS) - 1990.01 - 1999.02 800 (XS) - 825 SI/Sterling (XS) - 1986.10 - 1988.10 800 (XS) - 820 16 V I/SI (XS) - 1986.10 - 1988.10 800 (XS) - 827 SI/Sterling Catalytic-Conv (XS) - 1988.02 - 1999.02 800 (XS) - 820 - 1988.10 - 1991.10 800 (XS) - 825 SI/Sterling (XS) - 1987.01 - 1991.12 800 (XS) - 820 SI (XS) - 1988.10 - 1991.12 | |
| | 16 113 462 80 1613716080 | 16 137 160 80 6423 K4 | 1611346280 UNIVERSAL STANDART 2 CLIPS | | |

| | | | | | |
|--|--|--|--|--|--|
|  | MH89197R WIPER BLADE 450 mm | | | ADAPTIVE MODELS FOR ROVER | |
| | OEM NO | | | 200 Coupe (XW) - 216 - 1992.10 - 1999.06 200 Coupe (XW) - 220 GSi - 1994.05 - 1999.06 200 Coupe (XW) - 220 Turbo - 1992.10 - 1999.06 200 Coupe (XW) - 216 - 1996.01 - 1997.12 200 I Saloon (XH) - 216 Vitesse - 1984.09 - 1989.09 200 I Saloon (XH) - 213 S - 1985.09 - 1989.09 200 I Saloon (XH) - 216 - 1985.03 - 1989.09 200 II Convertible (XW) - 214 1.4 - 1992.01 - 1999.11 | |
| | UNIVERSAL STANDART 2 CLIPS | | | | |

| | | | | | |
|--|---|---|---|--|--|
|  | MH89204R WIPER BLADE 550 mm | | | ADAPTIVE MODELS FOR ROVER | |
| | OEM NO | | | 200 Coupe (XW) - 216 - 1996.01 - 1997.12 200 Coupe (XW) - 216 - 1992.10 - 1999.06 200 Coupe (XW) - 220 GSi - 1994.05 - 1999.06 200 Coupe (XW) - 220 Turbo - 1992.10 - 1999.06 200 I Saloon (XH) - 213 S - 1985.09 - 1989.09 200 I Saloon (XH) - 216 - 1985.03 - 1989.09 200 I Saloon (XH) - 216 Vitesse - 1984.09 - 1989.09 200 II Convertible (XW) - 214 1.4 - 1992.01 - 1999.11 | |
| | 1611346580 4A0955427 6423 K5 6426-S4 71779256 | 1714329 4B0955425 6426 XQ 6426KZ 71805687 | 357998003A 4B0955427 6426-KZ 642654 8D1955427 | | |

| | | | | | |
|--|---|--|---|---|--|
|  | MH89215R WIPER BLADE 400mm | | | ADAPTIVE MODELS FOR ROVER | |
| | OEM NO | | | 75 I Tourer (RJ) - 2.0 CDT - 2001.08 - 2005.05 75 I Tourer (RJ) - 2.0 CDTi - 2003.02 - 2005.05 | |
| | 1272023 1718200145 288905811R 30655226 4158240126 | 1343898080 2038201445 30655210 31283774 4B2955425C | 1343900080 2048201345 30655215 31333414 4B2998002 | | |

| | | | | | |
|--|--|--|--|--|--|
|  | MH89218R WIPER BLADE 550 mm | | | ADAPTIVE MODELS FOR ROVER | |
| | OEM NO | | | 600 I (RH) - 623 Si - 1993.08 - 1999.06 600 I (RH) - 618 i/Si - 1996.03 - 1999.02 600 I (RH) - 620 i - 1993.08 - 1996.06 600 I (RH) - 620 Ti Vitesse - 1994.05 - 1998.08 600 I (RH) - 620 Si - 1993.08 - 1999.02 600 I (RH) - 620 Sdi - 1994.05 - 1999.06 75 (RJ) - 2.5 V6 - 1999.02 - 2001.10 75 (RJ) - 2.5 V6 - 2001.10 - 2005.05 | |
| | UNIVERSAL BANANA TYPE 2 CLIPS | | | | |



MH89227R
WIPER BLADE 650mm

| OEM NO | | |
|------------|------------|------------|
| 1272339 | 151539 | 1852937 |
| 1852938 | 288904355R | 288904409R |
| 288908536R | 30699635 | 31250287 |
| 31253013 | 31333386 | 390495 |
| 3C8955425B | 4G2955426 | 4G8955426C |

ADAPTIVE MODELS FOR ROVER

- 600 I (RH)** - 620 Ti Vitesse - 1994.05 - 1998.08
- 600 I (RH)** - 620 i - 1993.08 - 1996.06
- 600 I (RH)** - 623 Si - 1993.08 - 1999.06
- 600 I (RH)** - 620 Si - 1993.08 - 1999.02
- 600 I (RH)** - 620 Sdi - 1994.05 - 1999.06
- 600 I (RH)** - 618 i/Si - 1996.03 - 1999.02
- CITYROVER Hatchback** - 1.4 Elegance - 2003.09 - 2005.12



MH40415
ENGINE MOUNTING

| OEM NO | | |
|----------------|---------------|---------------|
| 1J0 199 851 AA | 1J0 199 851 H | 1J0 199 851 J |
| 1J0 199 851 M | 1J0 199 851 N | 1J0199851AA |
| 1J0199851M | 1J0199851N | |

ADAPTIVE MODELS FOR ROVER

- 45 I Hatchback (RT)** - 2.0 iDT - 2004.01 - 2005.05
- 45 I Saloon (RT)** - 2.0 iDT - 2004.01 - 2005.05